

I Found a Baby Bird

Now What?



To Find a wildlife rehabilitator in your area, contact

- Your state wildlife agency
- Humane Society
- Audubon Society
- Wild bird stores
- City Animal control officer
- Veterinarian (wildlife/exotic)
- US Fish & Wildlife Service
- Wildlife Rehab Info Directory: (wildfirehab.virtualave.net)

Is bird hurt or sick (unable to flutter wings; bleeding, wings drooping unevenly; weak or shivering; attacked by cat/dog?)

No

Yes


Is bird feathered?

No


Yes

Call a wildlife rehabilitator.

It's a nestling.
(needs help!)
Can you find the nest?
Is it intact?



It's a fledgling.
(Normal behavior to be hopping on ground; parents are still feeding it.)
Is bird safe from cats, dogs and people?



Unable to reach a wildlife rehabilitator?
Call your state wildlife agency or a wildlife Veterinarian.

If you are unable to reach any of the above, see instructions on back of this page: **"How to rescue Baby Birds"**

No

Yes

No

Yes

Make a substitute nest.
Poke holes in bottom of berry basket/margarine tub; line with dry grass, the old nest, or pine needles; hang from original or nearby tree.

Put baby back in nest.
Observe from a distance.
Are parents visiting nest?

Put bird in bushes or on a tree limb nearby.
Watch from a distance.
Are parents nearby?

Leave the area.
Baby is OK.

Yes

No

No

Yes

Leave the area.
Baby is OK.

Leave the area.
Baby is OK.

Put baby in nest.
Observe from a distance.
Are parents visiting nest?

Yes

No


Leave the area.
Baby is OK.

Call a wildlife rehabilitator.

Call a wildlife rehabilitator.

If you find a baby duck, goose, quail or killdeer:

- If you know the mother is dead, or if baby is injured, call a wildlife rehabilitator right away.
- If baby is separated from the mother and you know where she is, place baby close by so she can hear it. Watch from a distance.
- If the mother is not found or does not claim the baby within an hour, call a wildlife rehabilitator. If you cannot reach one, rescue the baby (see instructions on back).



A baby's best chance for survival is its mother

From *Healers of the Wild: People Who Care for Injured and Orphaned Wildlife*
By Shannon K. Jacobs
©1998 Coyote Moon Press PO Box 6867
Denver, CO 80206 (303) 316-4633
www.oneeyedcat.com/Healers_of_the_Wild/

How to Rescue Baby Birds

(Only adults should rescue baby birds. Before rescuing adult birds, seek guidance from a wildlife rehabilitator.)

- 1. Prepare a container.** Place a clean, soft cloth with no strings or loops on the bottom of a cardboard box or cat/dog carrier with a lid. If it doesn't have air holes, make some. For smaller birds, you can use a paper sack with air holes..
- 2. Protect yourself.** Wear gloves, if possible. Some birds may stab with their beaks, slice with their *talons* (claws) and slap with their wings, to protect themselves, even if sick; birds commonly have parasites (fleas, lice, ticks) and carry diseases.
- 3. Cover the bird with a light sheet or towel.**
- 4. Gently pick up the bird and put it in the prepared container.**
- 5. Warm the animal if it's cold out or if the animal is chilled.** Put one end of the container on a heating pad set on low. Or fill a zip-top plastic bag, plastic soft drink container with a screw lid, or a rubber glove with hot water; wrap warm container with cloth, and put it next to the animal. Make sure the container doesn't leak, or the animal will get wet and chilled.
- 6. Tape the box shut or roll the top of the paper bag closed.**
- 7. Note exactly where you found the bird.** This will be very important for release.
- 8. Keep the bird in a warm, dark, quiet place.**
Don't give it food or water.
Leave the bird alone; don't handle or bother it.
Keep children and pets away.
- 9. Contact a wildlife rehabilitator, state wildlife agency, or wildlife veterinarian as soon as possible.**
Don't keep the bird at your home longer than necessary.
Keep the bird in a container; don't let it loose in your house or car.
- 10. Wash your hands after contact with the bird.**
Wash anything the bird was in contact with — towel, jacket, blanket, pet carrier — to prevent the spread of diseases and/or parasites to you or your pets.
- 11. Get the bird to a wildlife rehabilitator as soon as possible.**

It's against the law in most states to keep wild animals if you don't have permits, even if you plan to release them.

*From Healers of the Wild: People Who Care
for Injured and Orphaned Wildlife*
By Shannon K. Jacobs
©1998 Coyote Moon Press PO Box 6867
Denver, CO 80206 (303) 316-4633
www.oneeyedcat.com/Healers_of_the_Wild/